

Dear Upcoming Kindergartener,

Congratulations on completing your year in Pre-K! You have learned so much and we want you to continue that over the summer. Here are some expectations we have for you as you prepare for Kindergarten:

- Visit the library.
- Read with your parents EVERY day...books, recipes, road signs, anything and everything!
- Talk with mom and dad about what you read together. Answer questions about what you have read with your parents.
- Practice the following pre-primer sight words on index cards. (a, and, away, big, blue, can, come, down, find, funny, for, go, help, here, I, in, is, it, jump, little, look, make, me, my, not, one, play, red, run, said, see, the, three, to, two, up, we, where, yellow, you)
- Play board games (Candy Land, Chutes and Ladders, Hi-Ho Cherry O, Card Games, Dominoes, Dice Games)
- Play with play-dough, sand, Crayola Model Magic to create letters, shapes, numbers, animals, etc. Be creative! This will strengthen your fine motor skills as well as help with letter and number identification.
- Use scissors, crayons, paper, glue, to create beautiful artwork.
- Take walks and talk, talk, talk with your parents.
- Practice counting small groups of items. Examples: 5 Q-tips, 7 spoons, 12 noodles, 4 buttons, etc.
- Play with Legos, work puzzles, blocks, and spend lots of time OUTSIDE!


We hope you have a fun, safe summer! Keep the learning going!
We look forward to seeing you in August!

Sincerely,
Kindergarten Teachers



KINDERGARTEN PREP

1 Knows Personal Information



2 Understands Prepositional Words

Top

Left Middle Right

Bottom



3 Identifies 8 Basic Colors

Red
Orange
Yellow
Green
Blue
Purple
Brown
Black



4 Recognizes & Draws 4 Basic Shapes



5 Recognizes & Counts Objects 1-10




6 Uses School Supplies Correctly



7 Recognizes Alphabet Letters

Aa Bb Cc



8 Follows Simple Directions

First
Second
Third



9 Exhibits Fine Motor Skills



Name: _____



8 Ways to Prepare Your Child for KINDERGARTEN

1. Read **books** everyday. Point out letters that you recognize and say its name.
2. Practice **letter and sound recognition**.
Practice saying the letters and their sounds everyday.
3. Practice **number recognition**. Count objects up to 20 everyday. Practice counting backwards from 10.
4. Print **first name** with only the first letter capitalized and be able to recognize last name.
5. Develop **fine motor skills**: holding a pencil, coloring, cutting with scissors and learning to tie shoes.
6. Learn to follow **two-step instructions**:
"Please go get your shoes and then put them on."
7. Talk about **social skills**: sharing, taking turns, positive words, and handling anger.
8. Help your child take **responsibility**: clean up messes, dress themselves, get their own socks.

KINDERGARTEN SUMMER READING LIST AND PROJECT

Read at least 6 of the books from the list below.

Please check off the books that you read with your child this summer.

As you read some of these great books, decide which activity (listed below) you would like to complete before the first day of kindergarten.

Book List

	The Tiny Seed by Eric Carle
	Olivia Plants a Garden by Emily Sollinger
	If You Plant A Seed by Kadie Nelson
	My Busy Green Garden by Terry Pierce
	In A Garden by Tim McCanna
	Badger's Perfect Garden by Marsha Diane Arnold
	My Garden by Kevn Henkes
	The Upside Down Garden by Chrysal Smith and Pat Achilles
	Plants Can't Sit Still by Rebecca E. Hirsch
	The Surprise Garden by Zoe Hall
	Lola Plants a Garden by Anna McQuinn


Culminating Project to bring on your first day of kindergarten

Plant a seed	Plant a seed in a small pot or cup. Water it regularly and be sure it gets plenty of sunlight and air. Bring your plant to school on your first day of kindergarten.
Photo Journal	If your family plants a garden in the summer, take pictures of you working and helping in the garden. Please take at least 1 picture per week of you helping with things like planting, watering, pulling weeds, or harvesting the garden. Print these pictures and put on a poster or small booklet. Bring these pictures to school with you on your first day of kindergarten

June

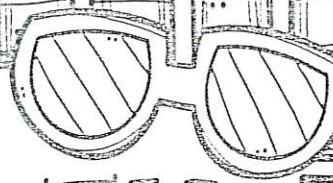
SUMMER MATH

Count as high as you can.	Make a map of a zoo.	Make numbers with play dough.	Play Go Fish.
Go on a rock hunt. Sort the rocks various ways.	Make a pattern with coins.	Put together a puzzle.	Go on a shape hunt outside.
Pick a flower and find 5 things longer than the flower.	Play I Spy Numbers at the store.	Count how many stairs you have.	Make a pattern with sticks and rocks.
Find 7 triangles, 7 squares, and 7 circles.	Make a number collage using numbers from magazines.	Sort the laundry various ways.	Make a map of your room.
Draw shapes with chalk.	Count your stuffed animals.	Draw numbers on someone's back.	Find 10 leaves and line them up by size.


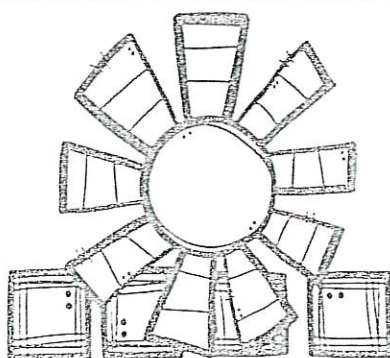



JULY

SUMMER MATH




Put a puzzle together.	Sort the recycling.	Make a map of the park or the pool.	Use measuring cups to make a trail mix snack.
Make a pattern with cereal.	Sky write numbers (draw numbers in the air).	Count backwards.	Go on a rectangle hunt.
Read a counting book.	Make shapes with play dough.	Follow a recipe and measure the ingredients.	Sort the groceries and count each group.
Make a map of your house.	Play a board game.	Go on a number hunt. Write all the numbers you find.	Play I Spy with shapes.
Play Hi Low (war).	Go on a stick hunt. Line them up by size.	Sort socks various ways.	Make movement patterns (clap, stomp).

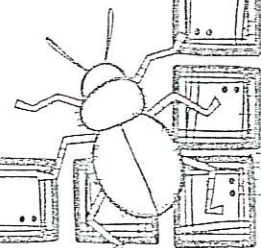




August

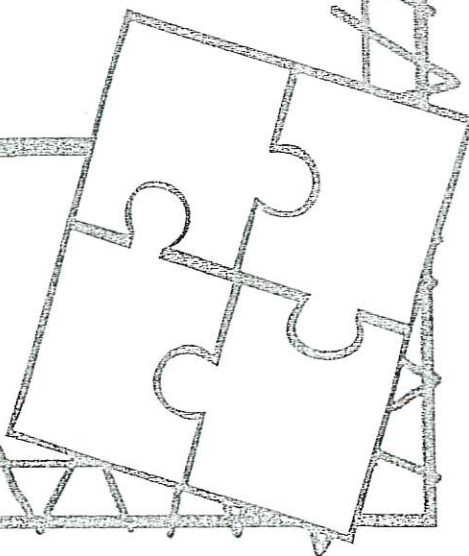
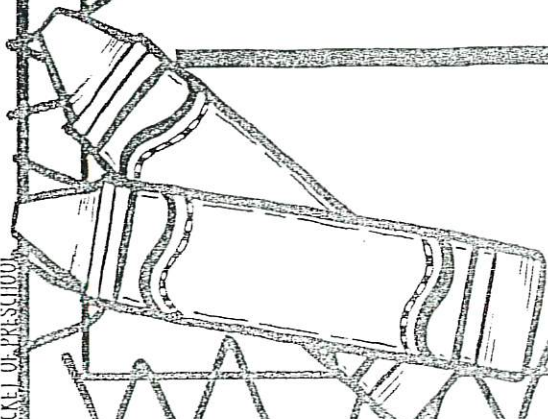
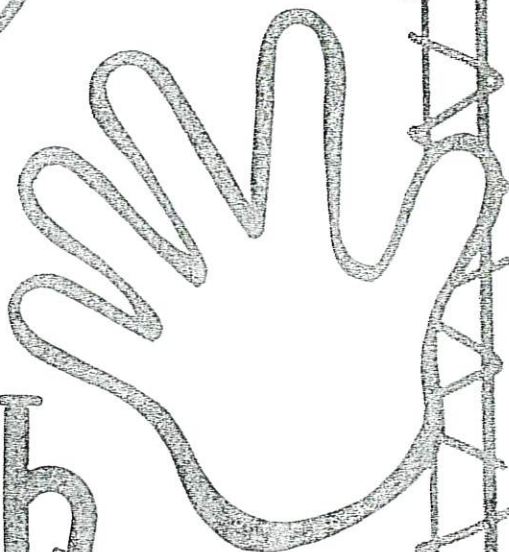
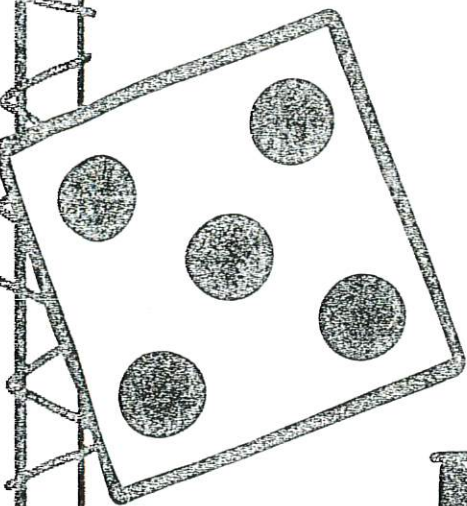
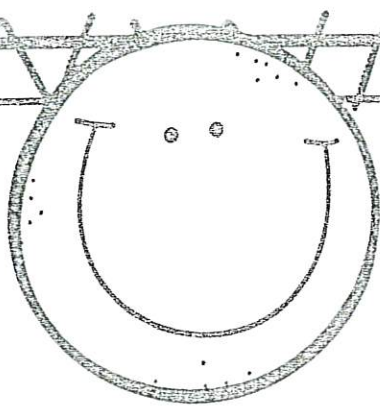
SUMMER MATH



Make a map of your neighborhood.	Go on a rock hunt. Sort the rocks various ways.	Count how many shirts you have.	Draw numbers with chalk outside.
Follow a recipe and measure the ingredients.	Read a book about counting.	Sky write shapes (draw shapes in the air).	Play a board game.
Count as high as you can.	Find 10 leaves and sort them various ways.	Make numbers with play dough.	Make a pattern with beads.
Make a shape collage using shapes from magazines.	Put a puzzle together.	Sort coins various ways.	Make a number line with playing cards.
Go on a circle hunt.	Play I Spy Numbers in the car.	Make a pattern with blocks.	Get a marker. Find 5 things that are shorter than the marker.



My Math Journal



Measurement

Find markers that are the same size. Using markers, measure how many markers tall each person is in your family by lining up the markers next to them. Draw a picture that shows how many markers tall you are.

Measurement

Go outside and find 10 sticks. Arrange them from shortest to tallest. Draw a picture of your sticks.

Sorting

Find 12 socks in your house. Sort them into piles that are the same. You can sort them by size, color, or shape. Are there any other ways you can sort them. Draw one way you sorted the socks.

Sorting

Go outside and find 15 leaves. Sort them into piles that are the same. You can sort them by size, color, or shape. Are there any other ways you can sort them. Draw one way you sorted the leaves.

Shapes

Find some squares in your home. Notice that they have 4 straight sides that are the same length and four corners. Draw as many different size squares as you can fit on this page.

Shapes

Go on a shape hunt for circles and triangles in your house or outside. Notice that the circle is round and has no sides. A triangle has 3 straight sides and three corners. Draw circles and triangles all over this page.

Numbers

Count out loud as high as you can jumping or clapping when you say each number. Write your numbers as high as you can!

Numbers

Create a number collage . Cut out numbers from magazines or store ads and glue them on the paper.



Patterns

Sketch a picture of your favorite animal. Create a pattern on it.



Patterns

Look in your closet. Read some of the patterns that are on your clothes. Sketch a picture of your family. Draw a pattern on each person's shirt/dress.

Counting

Count the total number of feet all the people in your family have. Draw a picture of your family with the matching number of feet you counted.



Counting

Go in your closet and get out all your shoes. Count the total number of shoes you have and write the number. Draw a picture of all your shoes. Put away your shoes when finished.